

# Nano-Scale Vee Yagi-UDA Antenna Based Nano Shell-Silver Coated Silica for Tunable Solid – State Laser Applications

Taha A. Elwi<sup>1</sup> and Yahiea Alnaiemy<sup>2</sup>

<sup>1</sup>Department of Communication, Al-Mammon University College

<sup>2</sup>Department of Computer, College of Science, University of Diyala  
taelwi82@gmail.com

## Abstract

A numerical study on the performance of the nano-scale antenna based on VeeYagi-Uda geometry that is constructed from Nano Shell-Silver Coated Silica (NSSCS) chains is investigated for tunable solid-state laser applications. In this study, a Finite Integral Technique (FIT) based on the formulations of Computer Simulator Technology-MicroWave Studio (CST MWS) software package is invoked to evaluate the antenna parameters such as: Reflection coefficient ( $S_{11}$ ), gain/ directivity, and directivity. Before conducting the simulation study, the refractive index properties of the NSSCS are evaluated according to Lorentz distribution function of a hetero-structure junction. The proposed antenna shows three resonance modes at 75 THz, and 175 THz, and 266 THz. It is found the best antenna matching,  $S_{11} < -10$ dB, at 75 THz and 175 THz about -23 dB and -15 dB, respectively. However, at 266 THz, it is found -3 dB in max. The antenna shows acceptable gain values at the three considered frequencies about 2.5 dBi, 3.5 dBi, and 2 dBi, consistently. Therefore, the antenna exhibits a high directivity at 175 THz and 266 THz in comparison to the first mode at 75 THz. Next, a matching circuit is coupled to a nano-circuitry to tune antenna around 175 THz. The maximum emitted electric field is found to be around 175 THz. Finally, it is found that the introduction of the matching circuit has a significant tuning ability on the second mode at 175 THz; however, at the other two modes the tuning does not show a significant change.

**Keywords:** Antenna, laser, Silica.

## Paper History:

(Received: 14/5/2017; Accepted: 8/10/2017)

## 1.Introduction

The electromagnetic interactions with metal nano-particles induce a coherent transition of electrons in their atomic orbital that generates a unique optical response due to Localized Surface Plasmon Resonances (LSPR) [1]. The LSPR is affected by the geometrical dimensions and the

material properties as reported in [1]. Therefore, nano-scale structures are excellent example of such materials which attracts the potential applications for optical antennas [2, 3]. Nano Shell – Silver Coated Silica (NSSCS) is also considered to be efficient nano-scale structures for optical antennas due to their intrinsic nonlinearities [4-7] that are suitable for coherent tunable optical sources. It has reported in [9] that noble metals, such as silver and gold, nano-structural material provide a broad spectrum from visible to infrared frequencies, which is strongly associated with LSPR of the particle [8]. Furthermore, these structures show inversion population symmetry in their orbital, the second-order nonlinear response of individual nanoparticle may not dominate and negligible, the second-harmonic generation is very weak and the inversion symmetry does not effect on the third order nonlinear response of these nanoscale structures that helps to provide higher generation of the third-harmonic [4].

The electromagnetic interactions between two nanoparticles have been reported through several theoretical and experimental studies as in [9-14]. This junction of the nanoparticle pairs shows a strong field localization enhancement which yields to a strong nonlinear response. Recently, a pair of golden nanoparticles was introduced as a highly sensitive tunable source; in which changing the separation distance within few nanometers is enough to tune the coherent radiation [15].

In this work, a tunable nanoscale source based on VeeYagi-Uda antenna is investigated for tunable solid-state laser applications. The antenna is constructed from chains of NSSCS. Moreover, a tuning circuit based on a theoretical material of variable relative permittivity is coupled to the antenna arms to re-localize the coherent radiation to the desired wavelength in the LSPR band. It is shown that the tuning circuit is efficiently modulator so it can match the input impedance to the appropriate resonant frequencies.

## 2. Antenna Geometry and Operational Considerations

The antenna geometry is performed from 45 nanoparticles of NSSCS to shape a nano-scale antenna based VeeYagi-Uda structure as shown in Figure 1. The NSSCS are arranged in a 3-D pattern to provide an excellent matching at 75 THz and 175 THz to suit the tunable solid-state lasers applications in the near infrared bands. Another mode is observed at 266 THz that is suitable for mid infrared region with poor matching. The maximum geometrical dimensions of the proposed antenna are  $1000 \times 380 \times 440 \text{ nm}^3$ .

The practical mechanisms of electronic wavelength tuning are the free plasma carrier effects, quantum confined stark effects and temperature dependence of the reflective index [16]. One of the strongest mechanisms that can be suitable to the proposed nanoscale antenna is the plasma effect that is presented by injection electron-hole plasma into a heterostructure such as InGaAsP/InP materials; this injection is presented by flow a DC current into the heterostructure junction. The change in the relative permittivity ( $\Delta\epsilon_r$ ) of such junction is related to the change in the refractive index ( $\Delta n_r$ ), where in general the refractive index  $n_r = \sqrt{\epsilon_r \mu_r}$  and  $\mu_r$  is the relative permeability, for nonmagnetic materials  $\mu_r=1$ . The change in  $\Delta n_r$  is proportional to the injected carrier density as  $\Delta n_r = n_r N$ , where  $n_r$  is the refractive index for a loss less hetero-structure junction and given as  $n_r = -\left(\frac{e^2 \lambda^2}{8\pi^2 c^2 n \epsilon_o}\right) \left[\frac{1}{m_e} + \frac{1}{m_h}\right]$ , where,  $e$  is the electron charge;  $\lambda$  is the wavelength at the frequency resonance,  $c$  is the speed of light,  $n$  is the base refractive index without DC coupling,  $\epsilon_o$  is the free space permittivity,  $m_e$  and  $m_h$  are effective mass of the injected electrons and holes, respectively [16]. The matching of the proposed antenna is given as  $1/Z = 1/Z_{Tuner} + 1/Z_{Antenna} = [-i\omega\epsilon_r(\pi r^2/g)]$ , where  $Z_{Tuner}$  and  $Z_{Antenna}$  are the intrinsic impedance of the tuner circuit and the nano-scale antenna [2].

## 3. Numerical Results and Discussions

The proposed nano-scale antenna geometry is shown in Figure 1, which is analyzed using Finite Integral Technique (FIT) formulated by CST MWS [17]. The nano-scale antenna is existed using a discrete port as shown in Figure 1(d), which is coupled to the matching gap. The matching gap is separated with 100 nm and filed

with a dielectric rod, a theoretical tuning circuit, for tuning and matching. The  $S_{11}$  spectrum of the proposed antenna is presented in Figure 2(a), in which the proposed antenna operates at a quarter of the wavelength at 75 THz due to the inherent dielectric effects of the NSSCS nano-particles. Furthermore, it is very interested to note, the matching admittance spectra, when the antenna is loaded to air and exited with a  $50 \Omega$  discrete port, are in similar fashion to the traditional microwave antennas as shown in Figure 2(b).

The electromagnetic directivity in 3-D radiation patterns for 75 THz, 175 THz and 266 THz are shown in Figure 3(a), 3(b) and 3(c), respectively. The antenna provide excellent directivity at 175 THz and 266 THz, however, the radiation directivity is much less at 75 THz. Moreover, the electric field versus frequency for the proposed antenna is shown in Figure 4. The proposed antenna shows the maximum directivity around 266 THz. Furthermore, the antenna has the maximum electric field peak around 175 THz due to the LSPR effects are maximum [14].

Now, the obtained results show the antenna shows low reflection coefficient, below -10 dB, at both 75 THz and 175 THz frequencies due to the loss reduction at these two bands, however, the losses of the NSSCS chains are found has a negative effect on the reflection coefficient. Nevertheless, these losses affected severely on the gain results, in which, the antenna gain found to be maximum at 175 THz which is about 3.5 dBi. Where, the losses are found very significant at 266 THz in which the gain is about 2 dBi as seen from the electrical field distribution in Figure 4. Such gain enhancement is attributed to the antenna size and the Vee structures that focus the main lobe in the bore-sight direction.

To provide a tunable laser source, the tuning circuit is coupled to the proposed antenna by changing the dielectric properties of the tuner within the range of 1 to 20. In this study, a theoretical range of changing  $\epsilon_r$  from 1 to 20 of step 1 is suggested. In Figure 5, the calculated  $S_{11}$  spectra with changing  $\epsilon_r$  from 1 to 20 of step 1, with fixing the same tuner dimensions and exciting the antenna with the  $50 \Omega$  discrete port at the internal gap, are depicted. According to the presented results in Figure 5, the proposed antenna provides good matching with excellent tuning around 175 THz. Such observation may attributed to the LSPR effects which does not appear at 75 THz and 266 THz.

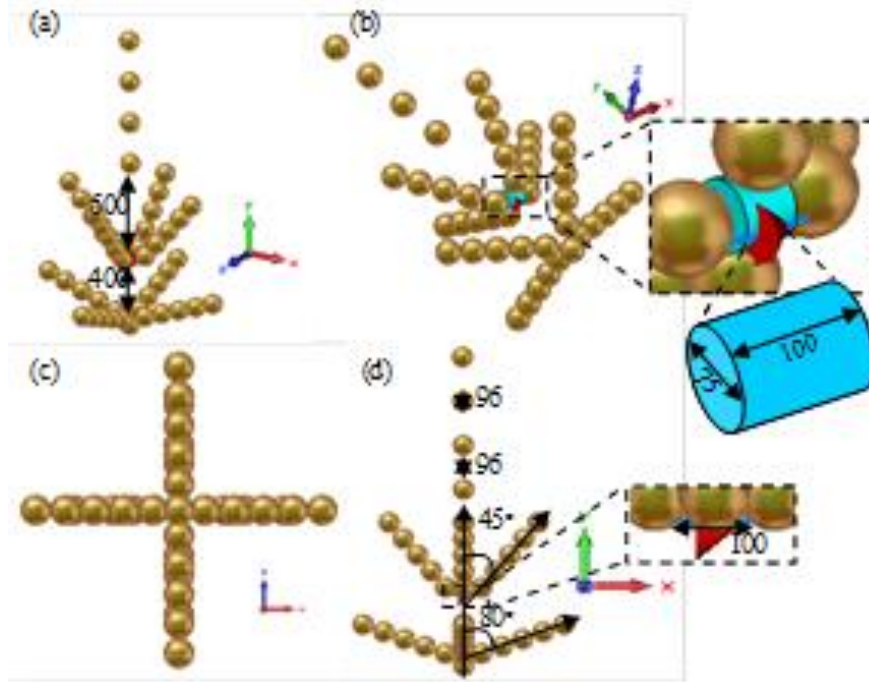


Figure 1: The antenna geometry; (a) and (b) 3-D views, (c) bottom view and (d) side view. Note: the dimensions are in (nm)

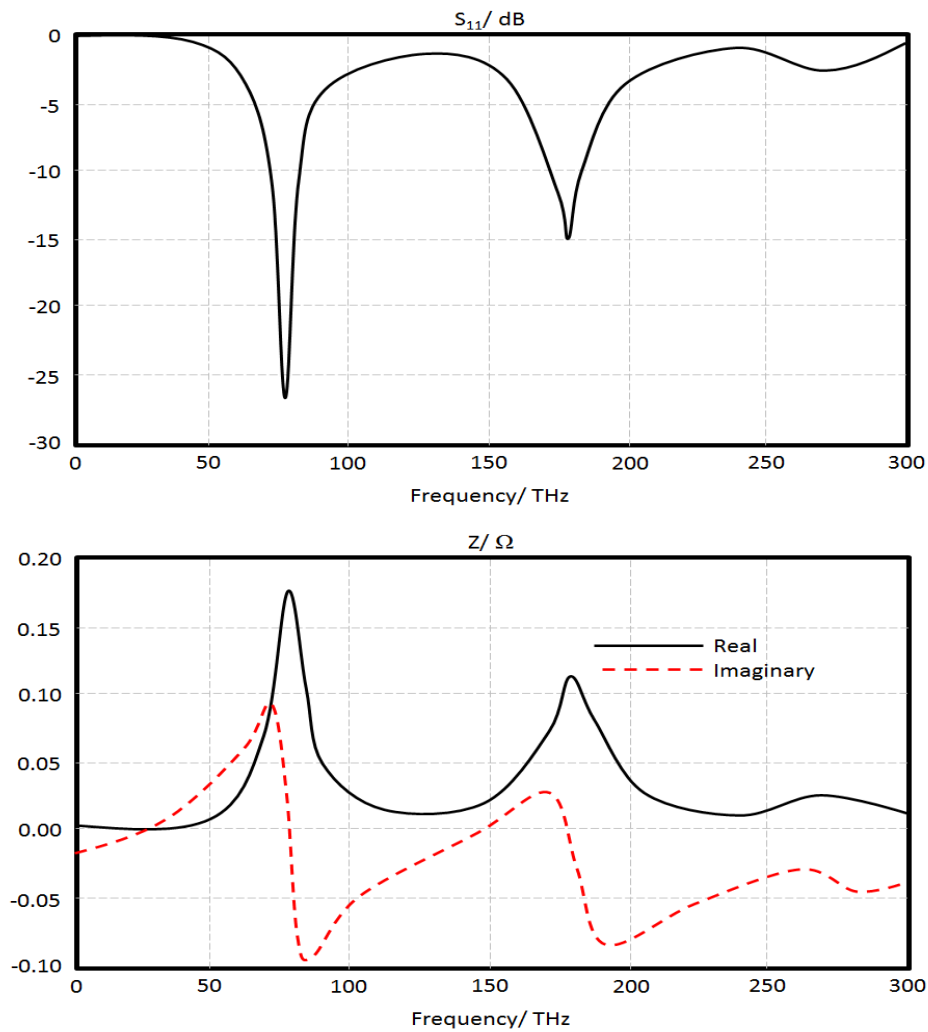


Figure 2: Numerical results; (a)  $S_{11}$  spectrum and (b) Matching admittance

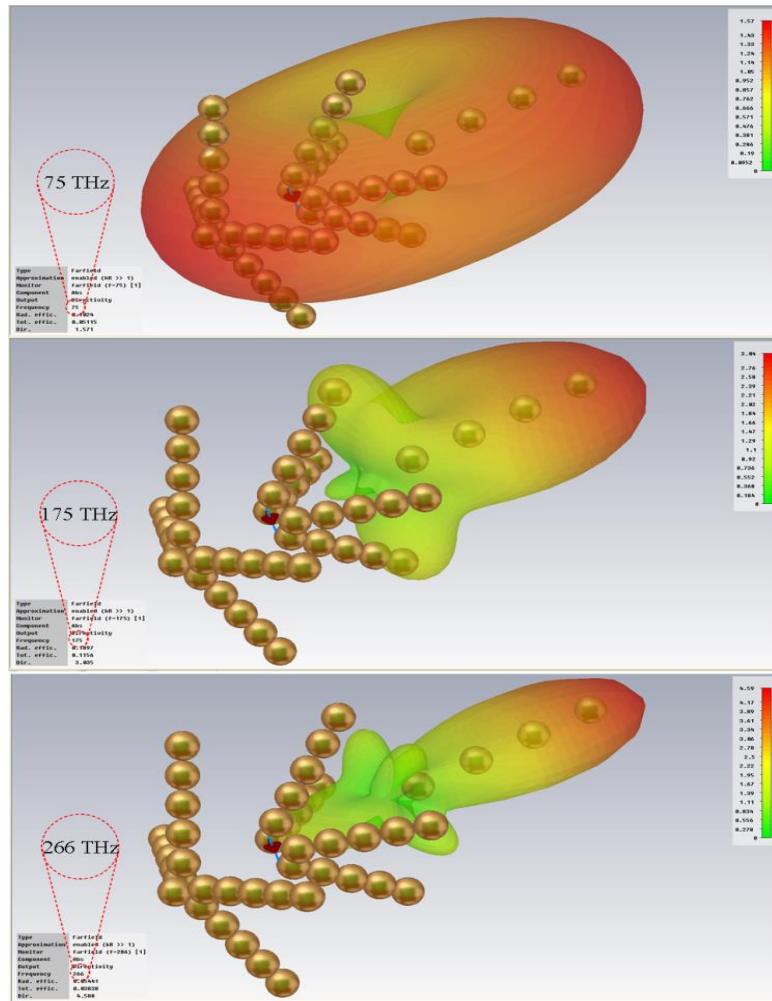


Figure 3: The radiation patterns of the directivity in 3-D view; (a) 75 THz, (b) 175 THz and (c) 266 THz

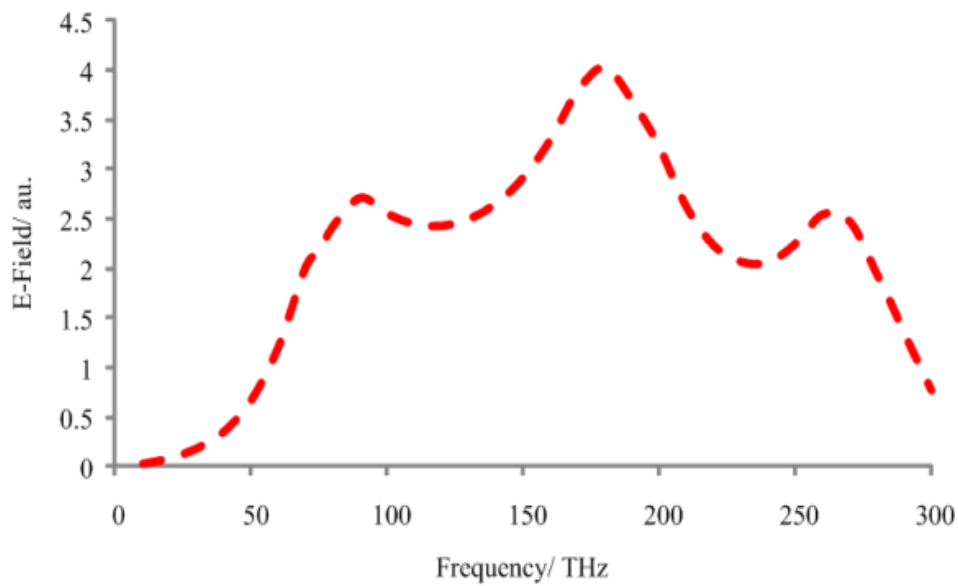


Figure 4: The electric field spectra

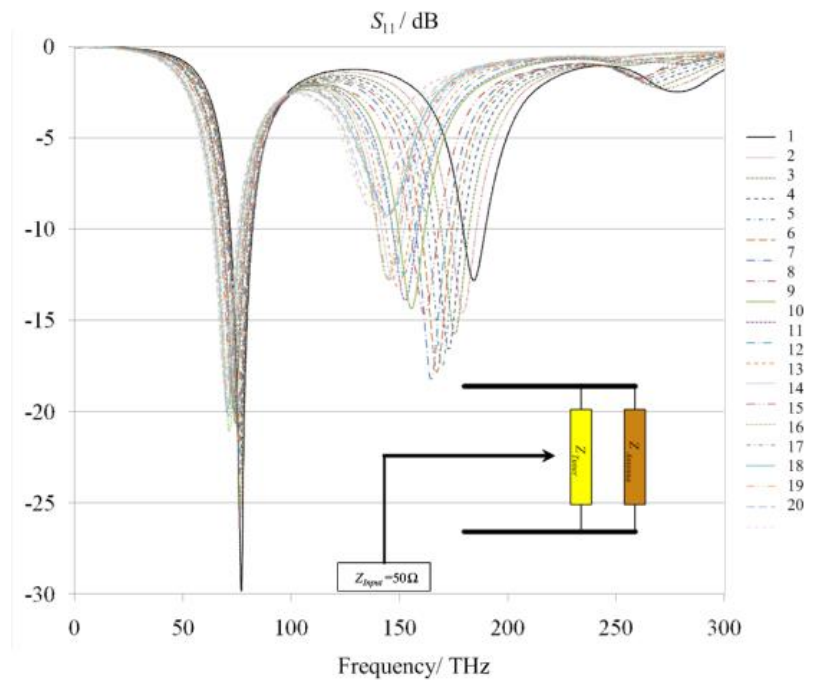


Figure 5: The tuned  $S_{11}$  spectra using the nano tuner circuit

#### 4. Conclusion

In this paper, a nano-scale VeeYagi-Uda antenna based NSSCS chains is investigated for tunable solid-state laser application using numerical simulations based CST MWS formulations. This study is invoked for the first time in the literature by conducting the use of such structure for the laser antenna applications. The antenna shows three resonance modes at 75 THz, and 175 THz, and 266 THz. Moreover, the antenna provides high directivity around 175 THz and 266 THz, however, at 75 THz, the directivity is less. The proposed antenna is coupled to a nano-circuit tuner; this tuner shows excellent effects around 175 THz. This is due to the fact that the two resonant modes at 75 THz and 266 THz are based on the electronic transitions of the nano structure signature. While, the resonant mode at 175 THz is generated from the electromagnetic behaviors in which the introduction of the tuner circuit effects on the frequency shift. Finally, the emitted electric field from the proposed antenna is maximum around 175 THz due to the LSPR effects.

#### References

- [1].U. Kreibig, G. Bour, A. Hilger, and M. Gartz, Optical properties of cluster-matter: influences of interfaces, *Phys. Status Solidi (a)*, 175, issue 1, Sep (1999), pp. 351–366.
- [2].T. A. Elwi and H. M. Al-Rizzo, Electromagnetic wave interactions with 2-D arrays of single wall carbon nanotubes, *Journal of Nanomaterials*, volume 2011, Sep. (2011), article ID 709263, pp. 1-8.
- [3].P. Bharadwaj, P. Anger, and L. Novotny, Nanoplasmonic enhancement of single-molecule fluorescence, *Nanotechnology*, 18 (4), Dec. (2006), pp 1-10.
- [4].T. A. Elwi, A Novel Approach for Modeling the Geometry and Constitutive Parameters of an Armchair Single-Wall Carbon Nanotube Antenna Operating in the NIR Regime, *Al-Ma'mon College Journal*, issue 24, December (2014), pp. 261-285.
- [5].A. Bouhelier, M. Beversluis, A. Hartschuh, and L. Novotny, Near-field second-harmonic generation induced by local field enhancement, *Phys. Rev. Lett.* 90, issue 1, Jan. (2003), pp. 1-4.
- [6].M. R. Beversluis, A. Bouhelier, and L. Novotny, Continuum generation from single gold nanostructures through near-field mediated intraband transitions, *Phys. Rev. B*, 68, issue 11, (Sep. 2003), pp. 1-10.
- [7].M. Danckwerts and L. Novotny, Optical frequency mixing at coupled gold nanoparticles, *Phys. Rev. Lett.*, 98, issue 2, (Jan. 2007), pp. 1-4.
- [8].A. Bouhelier and G. P. Wiederrecht, Excitation of broadband surface plasmonpolaritons: plasmonic continuum spectroscopy, *Phys. Rev. B*, 71, issue 19, Aug. (2005), pp. 1-7.
- [9].S. K. Ghosh and T. Pal, Interparticle coupling effect on the surface plasmon resonance of gold nanoparticles: from theory to applications, *Chem. Rev.*, 107, Nov. (2007), 4797-4862.

- [10].P. Olk, J. Renger, M. T. Wenzel, and L. M. Eng, Distance dependent spectral tuning of two coupled metal nanoparticles, *Nano Lett.*, 8, issue 4, Mar. (2008), pp. 1174–1178.
- [11].T. A. Elwi and H. M. Al-Rizzo, Fresnel lenses based on nano shell-silver coated silica array for solar cells applications, *Progress In Electromagnetics Research B*, 32, (June 2011), pp. 263-282.
- [12].T. A. Elwi, H. M. Al-Rizzo, D. G. Rucker, E. Dervishi, Z. Li, and A. S. Biris, Multi-walled carbon nanotube-based RF antennas, *Institute of Physics 2010 Nanotechnology*, 21,(4), June 2010, pp. 1-10.
- [13].J. B. Lassiter, J. Aizpurua, L. I. Hernandez, D. W. Brandl, I. Romero, S. Lal, J. H. Hafner, P. Nordlander, and N. J. Halas, Close encounters between two nanoshells, *Nano Lett.*, 8, issue12, Mar. 2008, pp. 1212–1218.
- [14].C. E. Talley, J. B. Jackson, C. Oubre, N. K. Grady, C. W. Hollars, S. M. Lane, T. R. Huser, P. Nordlander, and N. J. Halas, Surface-enhanced raman scattering from individual Au nanoparticles and nanoparticle dimer substrates, *Nano Lett.*, 5, issue 15, (Jan. 2005), pp. 1569–1574,
- [15].Computer Simulation Technology presentation entitled, Plasmonic Nano Antennas Simulation with CST, which is given by <http://www.cst.com>.
- [16].C. E. Webb and J. D. C. Jones, *Handbook of Laser Technology and Applications: Laser design and laser systems*, IOP Publishing Ltd., pp. 574, South Independence Mall West, Philadelphia, PA 19106, USA, Aug. 2004.
- [17].Computer Simulation Technology/ Microwave Studio CST MWS. 2010, <http://www.cst.com>.